


AMP RESEARCH Power Step

MADE IN USA

BO4/BO5 to STB Wire Harness Conversion



INSTALLATION TIME



1:00 hrs

TOOLS REQUIRED





- Wire crimpers
- Wire stripper / cutter

Parts Included: STB Controller / Pigtail End

AMP RESEARCH TECH SUPPORT 1-888-983-2204 (Press 2) Monday - Friday, 7:00 AM - 5:00 PM PST

Designed and manufactured by AMP Research®. Patent Number 6,830,257; 6,641,158; 6,834,875; 6,938,909; 6,942,233; 7,007,961; 7,055,839; 7,163,221; 7,367,574; 7,380,807; 7,398,985; 7,413,204; 7,487,986; 7,566,064; 7,584,975; CA 2,463,717. Other US and Worldwide patents pending.
Made in USA © 2010 AMP Research 5-year limited warranty. Professional installation is recommended.

1. Remove Existing B Series controller from wire harness.



2. Cut Existing 2 pin plug off of wire harness, Strip wires, Crimp supplied 8 pin plug onto wire harness. (Match like colors on pigtail and harness.)

3. Connect harness into controller. Verify that locking tabs on both plugs are engaged. Failure to do so will cause intermittent issues.

